

Name \_\_\_\_\_




## Practice Game

# Spin and Play



## How to Play

1. Take turns spinning the spinner.
2. Find the object. Say its name.  
Tell where it is. ("Messy Monkey's skates are on the bottom shelf.")
3. Place a marker on the object.
4. If you land on Messy Monkey, take an extra turn.
5. Play until both you and your partner find all 5 objects and tell where they are.

### What You Need

paper clip 



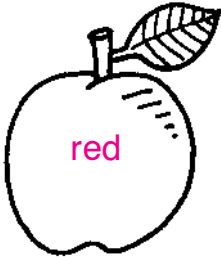

pencil 

5 small game markers  
for each player  



Name \_\_\_\_\_

# Left and Right



**Directions** Have children color the ball on the right blue, the apple on the left red, the leaf on the left green, and the book on the right yellow.



**Directions** Have children color the flower on the left red, the watering can on the right green, the pail on the right yellow, and the flowerpot on the left blue.



**Home Activity** Have your child help you set the table by placing a spoon on the right side of each plate and a fork on the left side. Talk with your child about right and left.